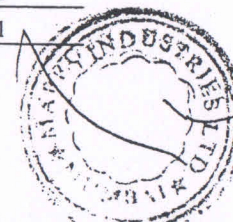


		Statement Showing Shareholding Pattern				
Name of the Company :		Mapro Industries Ltd.				
Scrip Code :		509762		Quarter Ended :	30th June , 2010	
Category code	Category of Shareholder	Number of Shareholders	Total number of shares	Number of shares held in dematerialized form	Total shareholding as a percentage of total number of shares	
					As a percentage of (A+B) ¹	As a percentage of (A+B+C)
(A)	Shareholding of Promoter and Promoter Group ²					
1	Indian					
(a)	Individuals/ Hindu Undivided Family	3	679270	0	62.46	62.46
(b)	Central Government/ State Government(s)	0	0	0	0.00	0.00
(c)	Bodies Corporate	2	97850	0	9.00	9.00
(d)	Financial Institutions/ Banks	0	0	0	0.00	0.00
(e)	Any Others(Specify)	0	0	0	0.00	0.00
	Sub Total(A)(1)	5	777120	0	71.46	71.46
2	Foreign					
a	Individuals (Non-Residents Individuals/ Foreign Individuals)	0	0		0.00	0.00
b	Bodies Corporate	0	0		0.00	0.00
c	Institutions	0	0		0.00	0.00
d	Any Others(Specify)	0	0		0.00	0.00
	Sub Total(A)(2)	0	0	0	0.00	0.00
	Total Shareholding of Promoter and Promoter Group (A)= (A)(1)+(A)(2)	5	777120	0	71.46	71.46
(B)	Public shareholding					
1	Institutions					
(a)	Mutual Funds/ UTI	0	0		0.00	0.00
(b)	Financial Institutions/ Banks	2	87138		8.01	8.01




Sr.No	Notes
1	
2	
3	
4	
5	
6	
7	
8	
9	



(I)(b) Statement showing Shareholding of persons belonging to the category
"Promoter and Promoter Group"

Sr. No.	Name of the shareholder	Number of shares	Shares as a percentage of total number of shares {i.e., Grand Total (A)+(B)+(C) indicated in Statement at para (I)(a) above}
1	Mr. G. K. Somani	400040	36.79
2	Mrs. Shruti Somani	75000	6.90
3	Mr. Sanjay Somani	204230	18.78
4	Mebags Investment Services Pvt. Ltd.	77350	7.11
5	Alok Wires Pvt. Ltd.	20500	1.89
TOTAL		777120	71.46



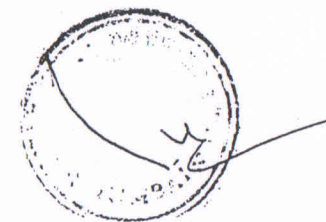
(I)(c) Statement showing Shareholding of persons belonging to the category
"Public" and holding more than 1% of the total number of shares

Sr. No.	Name of the shareholder	Number of shares	Shares as a percentage of total number of shares {i.e., Grand Total (A)+(B)+(C) indicated in Statement at para (I)(a) above}
1	Central Bank of India		
2	LIC	49638	4.56
		37500	3.45
TOTAL		87138	8.01



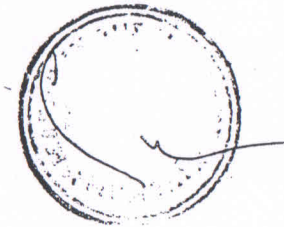
(I)(d) Statement showing details of locked-in shares

Sr. No.	Name of the shareholder	Number of locked-in shares	Locked-in shares as a percentage of total number of shares {i.e., Grand Total (A)+(B)+(C) indicated in Statement at para (I)(a) above}
1		0	0.00
TOTAL		0	0.00



(II)(a) Statement showing details of Depository Receipts (DRs)

Sr. No.	Type of outstanding DR (ADRs, GDRs, SDRs, etc.)	Number of outstanding DRs	Number of shares underlying outstanding DRs	Shares underlying outstanding DRs as a percentage of total number of shares {i.e., Grand Total (A)+(B)+(C) indicated in Statement at para (I)(a) above}
1	0	0	0	0.00
TOTAL		0	0	0.00



(II)(b) Statement showing Holding of Depository Receipts (DRs), where underlying shares are in excess of 1% of the total number of shares

Sr. No.	Name of the DR Holder	Type of outstanding DR (ADRs, GDRs, SDRs, etc.)	Number of shares underlying outstanding DRs	Shares underlying outstanding DRs as a percentage of total number of shares {i.e., Grand Total (A)+(B)+(C) indicated in Statement at para (I)(a) above}
1		0	0	0.00
				0.00
TOTAL			0	0.00

