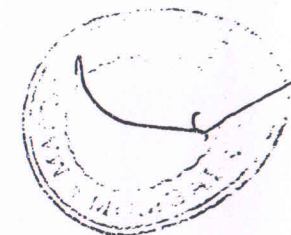



Introductory sub-table (I)(a)


Name of the Company: MAPRO INDUSTRIES LIMITED			
Scrip Code, Name of the scrip, class of security: 509762 , MAPROIN,			
Quarter ended: 30TH SEPTEMBER, 2011			
Partly paid-up shares:-	No. of partly paid-up shares	As a % of total no. of partly paid-up shares	As a % of total no. of shares of the company
Held by promoter/promoter group	NIL	NIL	NIL
Held by public	NIL	NIL	NIL
Total - D	NIL	NIL	NIL
Outstanding convertible securities:-	No. of outstanding securities	As a % of total no. of outstanding convertible securities	As a % of total no. of shares of the company, assuming full conversion of the convertible securities
Held by promoter/promoter group	NIL	NIL	NIL
Held by public	NIL	NIL	NIL
Total - E	NIL	NIL	NIL
Warrants:-	No. of warrants	As a % of total no. of warrants	As a % of total no. of shares of the company, assuming full conversion of warrants
Held by promoter/promoter group	NIL	NIL	NIL
Held by public	NIL	NIL	NIL
Total - F	NIL	NIL	NIL
Total paid-up capital of the company, assuming full conversion of warrants and convertible securities (Grand Total (A+B+C)+ D+E+F)		NIL	NIL




Statement Showing Shareholding Pattern								
Category code	Category of Shareholder	Number of Shareholders	Table (I)(a)		Total shareholding as a percentage of total number of shares		Shares Pledged or otherwise encumbered	
			Total number of shares	Number of shares held in dematerialized form	As a percentage of (A+B) ¹	As a percentage of (A+B+C)	Number of shares	As a percentage
(I)	(II)	(III)	(IV)	(V)	(VI)	(VII)	(VIII)	(IX)= (VIII)/(IV)*100
(A)	Shareholding of Promoter and Promoter Group ²							
1	Indian							
(a)	Individuals/ Hindu Undivided Family	17	677080	0	62.26	62.26	0	0.00
(b)	Central Government/ State Government(s)	0	0	0	0.00	0.00	0	0.00
(c)	Bodies Corporate	2	97850	0	9.00	9.00	0	0.00
(d)	Financial Institutions/ Banks	0	0	0	0.00	0.00	0	0.00
(e)	Any Others(Specify)	0	0	0	0.00	0.00	0	0.00
(e-i)								
(e-ii)								
	Sub Total(A)(1)	19	774930	0	71.26	71.26	0	0.00
2	Foreign							
a	Individuals (Non-Residents Individuals/ Foreign Individuals)				0.00	0.00		0.00
b	Bodies Corporate				0.00	0.00		0.00
c	Institutions				0.00	0.00		0.00
d	Any Others(Specify)				0.00	0.00		0.00
d-i					0.00	0.00		0.00
d-ii					0.00	0.00		0.00
	Sub Total(A)(2)	0	0	0	0.00	0.00	0	0.00
	Total Shareholding of Promoter and	19	774930	0	71.26	71.26	0	0.00



(B)	Public shareholding							
1	Institutions							
(a)	Mutual Funds/ UTI				0.00	0.00	0	0.00
(b)	Financial Institutions / Banks	1	37500	0	3.45	3.45	0	0.00
(c)	Central Government/ State Government(s)							
(d)	Venture Capital Funds				0.00	0.00	0	0.00
(e)	Insurance Companies				0.00	0.00	0	0.00
(f)	Foreign Institutional Investors				0.00	0.00	0	0.00
(g)	Foreign Venture Capital Investors				0.00	0.00	0	0.00
(h)	Any Other (specify)				0.00	0.00	0	0.00
(h-i)					0.00	0.00	0	0.00
(h-ii)					0.00	0.00	0	0.00
					0.00	0.00	0	0.00
	Sub-Total (B)(1)	1	37500	0	3.45	3.45	0	0.00
B 2	Non-institutions							
(a)	Bodies Corporate	5	183555		16.88	16.88	0	0.00
(b)	Individuals							
I	Individuals -i. Individual shareholders holding nominal share capital up to Rs 1 lakh	51	79200		7.28	7.28	0	0.00
II	ii. Individual shareholders holding nominal share capital in excess of Rs. 1 lakh.	1	12315		1.13	1.13	0	0.00
(c)	Any Other (specify)				0.00	0.00	0	0.00
(c-i)								
(c-ii)								
	Sub-Total (B)(2)	57	275070	0	25.29	25.29	0	0.00
(B)	Total Public Shareholding (B)= (B)(1)+(B)(2)	58	312570	0	28.74	28.74	0	0.00
	TOTAL (A)+(B)	77	1087500	0	100.00	100.00	0	0.00
(C)	Shares held by Custodians and against which Depository Receipts have been issued							
1	Promoter and Promoter Group	0	0			0.00	0	0.00
2	Public	0	0			0.00	0	0.00
	Sub-Total (C)	0	0	0		0	0	0
	GRAND TOTAL (A)+(B)+(C)	77	1087500	0		100.00	0	0.00




Sr.No	Notes
1	
2	
3	
4	
5	
6	
7	
8	
9	




(I)(b) Statement showing Shareholding of persons belonging to the category
"Promoter and Promoter Group"

Sr. No.	Name of the shareholder	Total shares held		Shares pledged or otherwise encumbered		
		Number of shares	As a % of grand total (A)+(B)+(C)	Number	As a percentage	As a % of grand total (A)+(B)+(C) of sub-clause (I)(a)
(I)	(II)	(III)	(IV)	(V)	(VI)=(V)/(III)*100	(VII)
1	Shri Sanjay Somani	120475	11.08	0	0.00	0.00
2	Shri G K Somani	119348	10.97	0	0.00	0.00
3	Mr G K Somani	99265	9.13	0	0.00	0.00
4	Mebags Investment Services Pvt Ltd	77350	7.11	0	0.00	0.00
5	Shri G K Somani (Karta)	54760	5.04	0	0.00	0.00
6	Shri G K Somani	49650	4.57	0	0.00	0.00
7	Shri G K Somani	42010	3.86	0	0.00	0.00
8	Shri Sanjay Somani (Karta)	30000	2.76	0	0.00	0.00
9	Mrs Shruti Somani	30000	2.76	0	0.00	0.00
10	Mrs Shruti Somani	29000	2.67	0	0.00	0.00
11	Shri Sanjay Somani	27365	2.52	0	0.00	0.00
12	Alok Wires Pvt Ltd	20500	1.89	0	0.00	0.00
13	Mrs Shruti Somani	16000	1.47	0	0.00	0.00
14	Shri G K Somani	15388	1.41	0	0.00	0.00
15	Shri G K Somani	14929	1.37	0	0.00	0.00
16	Shri Sanjay Somani	14890	1.37	0	0.00	0.00
17	Shri Sanjay Somani	10250	0.94	0	0.00	0.00
18	Shri G K Somani	2500	0.23	0	0.00	0.00
19	Shri Sanjay Somani	1250	0.11	0	0.00	0.00
TOTAL		774930	71.26	0	0.00	0.00




(I)(c) Statement showing Shareholding of persons belonging to the category
"Public" and holding more than 1% of the total number of shares

Sr. No.	Name of the shareholder	Number of shares	Shares as a percentage of total number of shares {i.e., Grand Total (A)+(B)+(C) indicated in Statement at para (I)(a) above}
1	Life Insurance Corporation of India	37500	3.45
2	Essess Commercial Pvt Ltd	131055	12.05
3	Mrs Umadevi Toshniwal	12315	1.13
4	Toshniwal Equity Services Pvt Ltd	49638	4.56
5			0.00
6			0.00
7			0.00
8			0.00
9			0.00
10			0.00
TOTAL		230508	21.20




(I)(d) Statement showing details of locked-in shares

Sr. No.	Name of the shareholder	Number of locked-in shares	Locked-in shares as a percentage of total number of shares {i.e., Grand Total (A)+(B)+(C) indicated in Statement at para (I)(a) above}
1			0.00
2			0.00
3			0.00
4			0.00
5			0.00
6			0.00
7			0.00
8			0.00
9			0.00
TOTAL		0	0.00



(II)(a) Statement showing details of Depository Receipts (DRs)

Sr. No.	Type of outstanding DR (ADRs, GDRs, SDRs, etc.)	Number of outstanding DRs	Number of shares underlying outstanding DRs	Shares underlying outstanding DRs as a percentage of total number of shares {i.e., Grand Total (A)+(B)+(C) indicated in Statement at para (I)(a) above}
1				0.00
2				0.00
3				0.00
4				0.00
5				0.00
6				0.00
7				0.00
8				0.00
9				0.00
TOTAL		0	0	0.00



(II)(b) Statement showing holding of Depository Receipts (DRs), where underlying shares held by "promoter/promoter group" are in excess of 1% of the total number of shares

Sr. No.	Name of the DR Holder	Type of outstanding DR (ADRs, GDRs, SDRs, etc.)	Number of shares underlying outstanding DRs	Shares underlying outstanding DRs as a percentage of total number of shares {i.e., Grand Total (A)+(B)+(C) indicated in Statement at para (I)(a) above}
1				0.00
2				0.00
3				0.00
4				0.00
5				0.00
6				0.00
7				0.00
8				0.00
9				0.00
TOTAL			0	0.00

